




Age Category	Common Sense Media Lesson	Resources	Curriculum Opportunities
<p>Year 5</p> 	<p>Lesson 1</p> <p><u>Strong Passwords</u></p> <p>Pupils learn how to create secure passwords in order to protect their private information and accounts online.</p>	<p>Digizen - Perfect passwords Teacher's resource and activities</p> <p>Budd:e - Password Power Lesson plan</p> <p>Microsoft - Password checker Password security checking tool</p> <p>Netsmartz - Password Rap Video</p> <p>Roboform - How secure is my password? Password strength checking tool</p> <p>Further lesson idea: Create storyboard, script and animation short to communicate 'Do's and don'ts for passwords' for an identified audience (parents or pupils). You could use software such as J2e spotlight, digital blue movie creator, or an online tool such as goanimate</p>	<p>ICT: Communicating information Use a range of ICT tools to present information in forms that are fit for purpose, meet audience needs and suit the content.</p> <p>English: Writing Develop ideas, themes, imagery, settings and/or characters when writing to imagine, explore and entertain.</p> <p>Idea: Create storyboard, script and animation short to communicate 'Do's and don'ts for passwords' for an identified audience (parents or pupils). You could use software such as J2e spotlight, digital blue movie creator, or an online tool such as goanimate</p>

Digital Literacy & Citizenship

A free scheme of learning available at www.swgfl.org.uk/digitalalliteracy




Age Category	Common Sense Media Lesson	Resources	Curriculum Opportunities
<p>Year 5</p> <div data-bbox="103 448 322 539"> </div> <div data-bbox="103 555 322 646"> </div>	<p>Lesson 2</p> <p><u>Digital Citizenship Pledge</u></p> <p>Pupils work together to outline common expectations in order to build a strong digital citizenship community. Each member of the class signs a We the Digital Citizens Pledge.</p>	<p>Cybersmart – Digital Citizenship Teachers resources</p> <p>UK Safer Internet Centre Safer Internet Day</p> <p>Further lesson idea: Establish or further develop a class online community perhaps using the school learning platform, or an online resource like thinkquest.org</p> <p>Utilise the community to support cross curricular or wider school community activities such as a fund raising activity, or a sports or performance event.</p> <p>Review the effectiveness of the community, the need for establishing ground rules and positive practices.</p>	<p>ICT: Impact of technology - exploring how ICT changes the way we live our lives and has significant social, ethical and cultural implications.</p> <p>Communication and collaboration -exploring the ways that ICT can be used to communicate, collaborate and share ideas on a global scale, allowing people to work together in new ways and changing the way in which knowledge is created.</p> <p>Idea: Establish or further develop a class online community perhaps using the school learning platform, or an online resource like thinkquest.org</p> <p>Utilise the community to support cross curricular or wider school community activities such as a fund raising activity, or a sports or performance event.</p> <p>Review the effectiveness of the community, the need for establishing ground rules and positive practices.</p>

Digital Literacy & Citizenship

A free scheme of learning available at www.swgfl.org.uk/digitalliteracy




Age Category	Common Sense Media Lesson	Resources	Curriculum Opportunities
<p>Year 5</p> 	<p>Lesson 3</p> <p><u>You've Won a Prize</u></p> <p>Pupils learn what spam is, the forms it takes, and then identify strategies for dealing with it.</p>	<p>BBC– Lady Jane Grey “beware what you download “ Horrible histories video</p> <p>Netsmartz – Router’s Birthday Surprise Teacher notes and video</p> <p>Media Smart - Digital Advise (Registration needed) Lesson plans, parents resources on websites and online advertising</p> <p>Further lesson idea: Create a ‘Spam Spotters’ radio jingle. Locate and use appropriate sounds, for example Audio Network, you could try editing sounds using a tool such as audacity.</p>	<p>English: Composition Plan their writing by noting and developing initial ideas, drawing on reading and research. Perform their own compositions, using appropriate meaning and intonation so that meaning is clear.</p> <p>ICT: Working with others to explore a variety of information sources and ICT tools e.g. using ICT tools to capture and change sounds.</p> <p>Reviewing modifying and evaluating work as it progresses Review what they and others have done to help them to develop their ideas.</p> <p>Idea: Create a ‘Spam Spotters’ radio jingle. Locate and use appropriate sounds, for example Audio Network, you could try editing sounds using a tool such as audacity.</p>

Digital Literacy & Citizenship

A free scheme of learning available at www.swgfl.org.uk/digitalalliteracy



Age Category	Common Sense Media Lesson	Resources	Curriculum Opportunities
<p>Year 5</p> 	<p>Lesson 4</p> <p><u>How to Cite a Site</u></p> <p>Pupils reflect on the importance of citing all sources when they do research. They then learn how to write bibliographical citations for online sources.</p>	<p>Wikihow - Cite a site Teacher resource – how to acknowledge a source of information appropriately</p> <p>Google – How search works</p> <p>Further lesson idea: Using sound and screen-recording software, such as Camtasia, each pupil produces a film of favourite sites to support home learning, with talk-over of why these sites are relevant, useful and learning-friendly. Finished films can be uploaded to blog sites or Youtube to support future learning.</p>	<p>ICT: Communication and collaboration exploring the ways that ICT can be used to communicate, collaborate and share ideas on a global scale, allowing people to work together in new ways and changing the way in which knowledge is created, whilst acknowledging sources.</p> <p>Idea: Using sound and screen-recording software, such as Camtasia, each pupil produces a film of favourite sites to support home learning, with talk-over of why these sites are relevant, useful and learning-friendly. Finished films can be uploaded to blog sites or Youtube to support future learning.</p>

Digital Literacy & Citizenship

A free scheme of learning available at www.swgfl.org.uk/digitalliteracy



Age Category	Common Sense Media Lesson	Resources	Curriculum Opportunities
<p>Year 5</p> <div data-bbox="103 448 322 539"> </div> <div data-bbox="103 552 322 643"> </div> <div data-bbox="103 655 322 746"> </div>	<p>Lesson 5</p> <p><u>Picture Perfect</u></p> <p>Pupils learn how photos can be altered digitally. They will consider the creative upsides of photo alteration, as well as its power to distort our perceptions of beauty and health.</p>	<p>BBC – Saxon Monk – Internet Videos are Forever – Horrible Histories video</p> <p>Further lesson idea: “Who am I in the E-world?”</p> <p>Pupils could perform as role-play/drama, or create online presentation using Online sharing tool such as Animoto. If pupils do not have an online presence, then they could design them – what would their gaming tag be? What would their avatar look like? How might they use images in games in social networks etc?</p>	<p>PSHE: Personal identities Understanding that identity is affected by a range of factors, including positive sense of self.</p> <p>Idea: “Who am I in the E-world?”</p> <p>Pupils could perform as role-play/drama, or create online presentation using Online sharing tool such as Animoto. If pupils do not have an online presence, then they could design them – what would their gaming tag be? What would their avatar look like? How might they use images in games in social networks etc?</p>