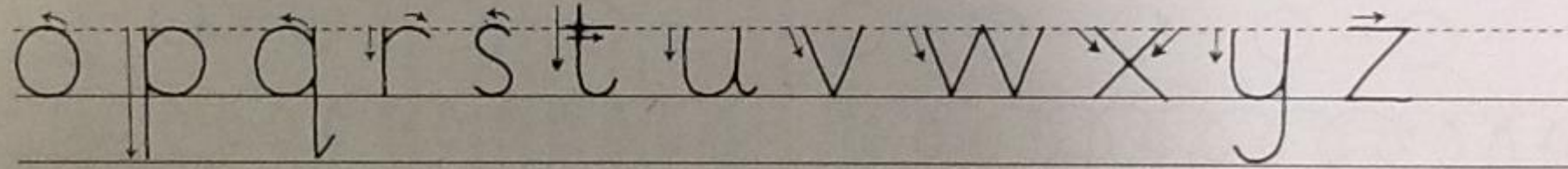
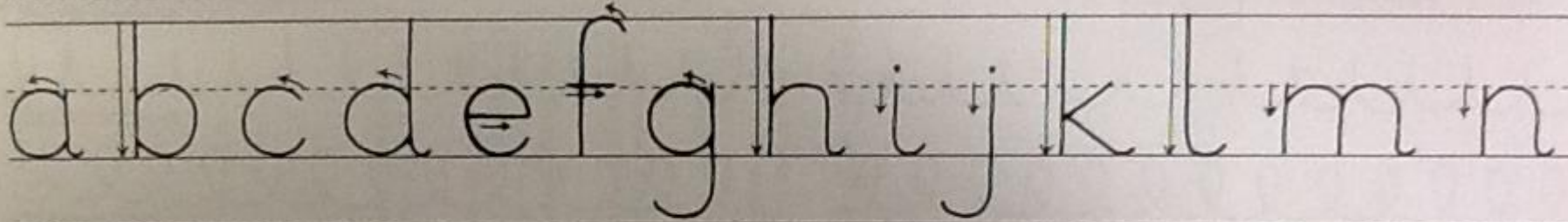
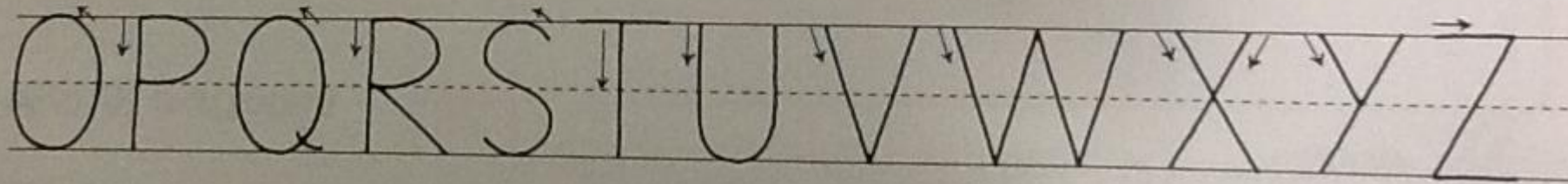
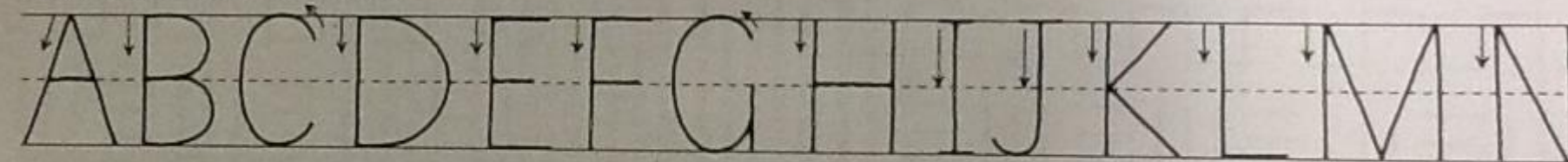


Model alphabet (print)

Follow the arrows.



Follow the direction of the arrows.



Key Stage 1 Progression

Initial

reading script
a b c d e f g h

i j k l m n o p q

12 r s t u v w x y z

leading into

a b c d e f

g h i j k l m

n o p q r s t

u v w x y z

A B C D E F trunc whole

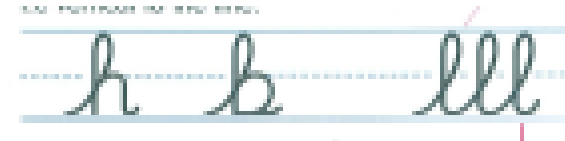
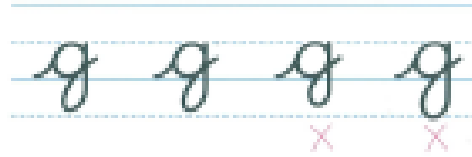
G H I J K L M

N O P Q R S T

U V W X Y Z

Formation support

1. Lower letters reach the imaginary midway line.



3. *a* joins with a straight link from the top (compare with *e*).



2. *s* joins


Upward diagonal stroke and downward vertical are both straight (no squiggles).



3. *r* joins

Begin with a horizontal or rising link, depending on the preceding letter.

End with a horizontal or dipping link.



2. *t* is a three-quarter letter and reaches only just above the imaginary mid-way line; the cross goes on the mid-way line.

