


The Phonics Screening Check

2019 national curriculum assessments

Key stage 1

Phonics screening check

Pupils' materials




- The government introduced this check to allow teachers to assess children's developing phonic knowledge.
- In this test, children will recognise and identify sounds that individual letters and combinations of letter make, and **blend** these sounds together from left to right to make a word.
- This is to ensure that can children can use this knowledge to **segment** and blend new words that they hear or see as they get older.

What it looks like...

Section 1

Section 1

sut




yad



dop



uct



12 'nonsense'
words.

Section 1

shop

yell

peel

check

8 real words.


20 words

(Typically words with phase 3 digraphs)

Section 2

Section 2

vaw



meast



waib



zome



8 'nonsense'
words.

Section 2

label

vanish

blossom

thankful


12 real words.

20 words




(Typically words with phase 5 digraphs and
phase 4 blending)

EXAMPLE

'Nonsense' words



Sound buttons

-  Phoneme represented by one letter
-  Digraph
-  Split digraph

- Children have to read nonsense words because they need to be able to read and **decode** words that they do not know.
- In our phonics lessons, we provide the tools for the children to read unfamiliar words by teaching them about different graphemes and how to **blend** those graphemes.
- **Blending** - This involves looking at a written word, looking at each **grapheme** and working out which **phoneme** each grapheme represents and then merging these **phonemes** together to make a word.

- The administrator of the test will tick if they have correctly/incorrectly said the word.
- You will receive the results in end of year reports.

First name	
Last name	

Screening check responses: Please tick the appropriate box for each word. The use of the comment box is optional.

Section 1				Section 2			
Word	Correct	Incorrect	Comment	Word	Correct	Incorrect	Comment
sut				vaw			
yad				meast			
dop				waib			
uct				zome			
meck				brend			
shig				throst			
joil				stret			
chort				spraw			
blem				f			
drell				blak			
fusp				cute			
quisk				crust			
shop				trails			
yell				strip			
peel				scraps			
check				label			
plug				vanish			
sweep				blossom			
soft				thankful			
yards							

EXAMPLE

Total correct	
---------------	--

Supporting your children

1. **Read with your child** as much as you can. This is to ensure that children are familiar with all the different phonemes. There is also a chance that a word that they have read recently, may come up on the check!
2. **Interactive games.** There are many fun websites that allow children to practise their phonics in fun ways.

Real Words	
zoo	coin
sight	photo
cloud	skate
whip	flute
oyster	straw
burger	first
text	graph
handshake	script
shelf	glass
drawing	haircut

Nonsense Alien Words			
woid		shrop	
ump		quape	
proy		smizz	
yaup		blinch	
thisk		snoul	
phode		luft	
scund		whunkey	
froe		prinker	
spirl		thunk	
cobweeb		grelt	

Phase 3 Sound Mat							
j	v	w	x	y	z	zz	qu
ch	sh	th	ng	ai	ee	igh	oa
oo	oo	ar	or	ur	ow	oi	ear
air	ure	er					

Phase 5 Sound Mat							
ay	ou	ie	ea	oy	ir	ue	ue
aw	wh	ph	ew	ew	oe	au	ey
a-e	e-e	i-e	o-e	u-e	u-e		